



TWZ and TWR manual winches

Z



The compact REMA TWZ and TWR winches are self locking; they are manufactured out of pressed steel plate to ensure durable strength. These winches are utilized in many areas such as: food industry, maritime sector, poultry breeding, trailer manufacturing etc.

Available in Galvanized or stainless steel excluded wire rope.

TWZ : Galvanized steel.

TWR: Stainless steel.

Properties

- Automatic load pressure brake that can hold loads at any desired height.
- Double locking pawl system for extra safety (820 and 1200 kg).
- Drive and brake in an enclosed housing.
- Demountable crank.
- Simple wire rope equipment.

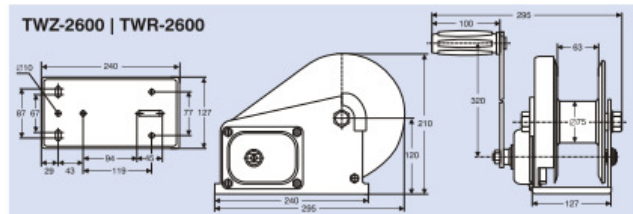
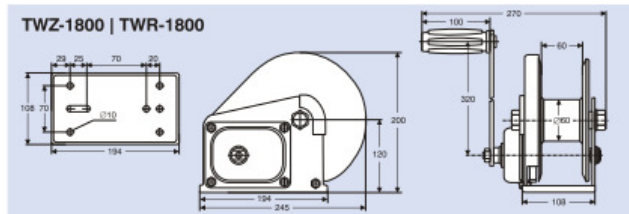
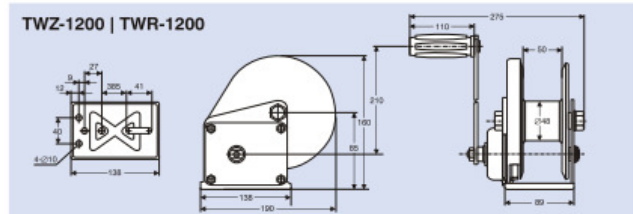
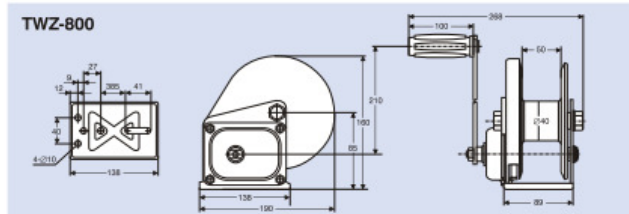
Standard delivery without steel wire rope.

Options

- Steel wire ropes and hooks fitted with safety

IMPORTANT

For lifting, select another wire rope diameter, taking tensile strength into consideration.



type	ref. no.	safe working load (kg)	minimum load (kg)	maximum-reel capacity (m)	cable diameter (mm)	lifting height at 1 crank rotation (mm)	drum diameter (mm)	gear ratio	crank length (mm)	crank force (kg)	base size (mm)	weight without cable (kg)
TWZ- 800	2111001	370	10	36	4	34	40	4.1 : 1	210	14.5	138 x 89	3.0
TWZ-1200	2111003	550	10	23	5	42	48	4.1 : 1	210	15.0	138 x 89	3.3
TWZ-1800	2111005	820	15	20	7	49	60	5.0 : 1	320	22.0	194 x 108	8.0
TWZ-2600	2111007	1200	20	18	8	28	75	10.0 : 1	320	19.0	240 x 127	10.3
TWR-1200	2112003	550	10	23	5	42	48	4.1 : 1	210	15.0	138 x 89	3.3
TWR-1800	2112005	820	15	20	7	49	60	5.0 : 1	320	22.0	194 x 108	8.0
TWR-2600	2112007	1200	20	18	8	28	75	10.0 : 1	320	19.0	240 x 127	10.3